

Quick Start Guide

New to Excel? Use this guide to learn the basics.

Explore the ribbon

See what Excel can do by selecting the ribbon tabs and exploring available tools.

Find whatever you need

Look up Excel commands, get Help, or search the Web.

Discover contextual commands

Select tables, charts, or other objects in a workbook to reveal additional tabs.

Share your work with others

Invite other people to view and edit workbooks.

The screenshot shows the Microsoft Excel interface with several callout boxes pointing to specific features:

- Explore the ribbon:** Points to the ribbon tabs (File, Home, Insert, etc.).
- Find whatever you need:** Points to the search bar at the top.
- Discover contextual commands:** Points to the ribbon tabs that appear when a table or chart is selected.
- Share your work with others:** Points to the Share button in the top right corner.
- Insert and edit functions:** Points to the formula bar.
- Customize charts:** Points to the chart area.
- Show or hide the ribbon:** Points to the ribbon display toggle arrow.
- Change your view:** Points to the status bar at the bottom.
- Switch or create sheets:** Points to the sheet tabs at the bottom.

BUDGET TOTALS	ESTIMATED	ACTUAL	DIFFERENCE
Income	63,300.00	57,450.00	(5,850.00)
Expenses	54,500.00	49,630.00	4,870.00
Balance (Income minus Expenses)	8,800.00	7,820.00	(980.00)

BUDGET OVERVIEW

Income Expenses

Monthly Budget Summary Income Personnel Expenses Operating Expenses

Switch or create sheets

Select the + next to the sheet tabs to switch between workbook sheets or to create new ones.

Insert and edit functions

Use the formula bar to view or edit the selected cell or to insert functions into your formulas.

Customize charts

Select a chart to quickly add, change, or remove any existing chart elements and formatting.

Show or hide the ribbon

Select the arrow icon to keep the ribbon displayed, or hide it again by selecting the arrow.

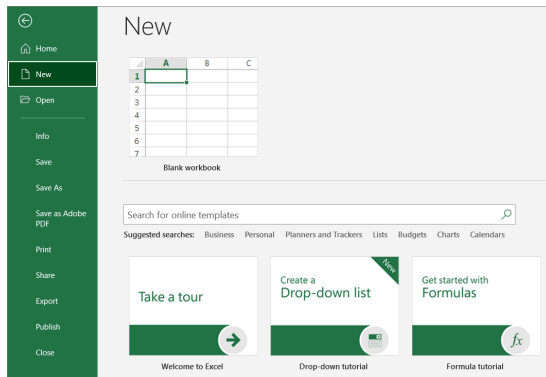
Change your view

Select the status bar buttons to switch between view options, or use the zoom slider to magnify the sheet display to your liking.

Excel

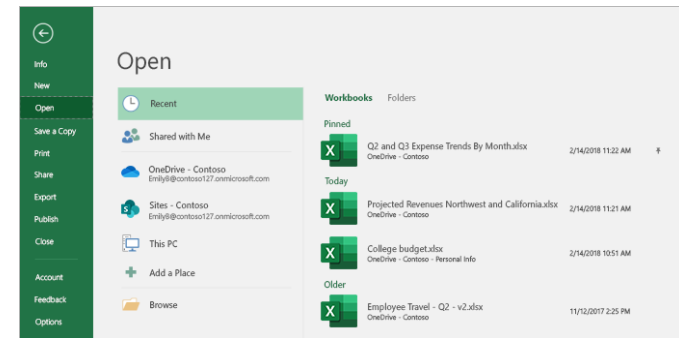
Create something

Select **File > New**, and then select or search for the template you want. Begin with a **Blank workbook** to get right to work. Or save yourself time by selecting and then customizing a template that resembles what you need.



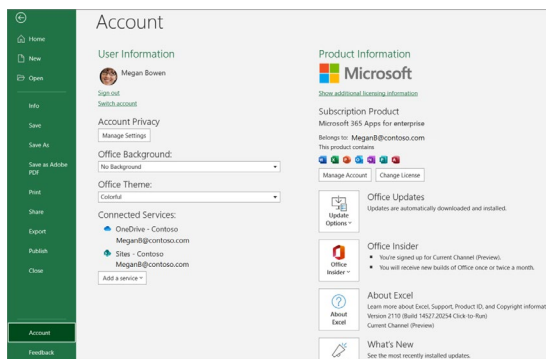
Find recent files

Whether you only work with files stored on your PC's local hard drive or you roam across various cloud services, selecting **File > Open** takes you to your recently used workbooks and any files that you may have pinned to your list.



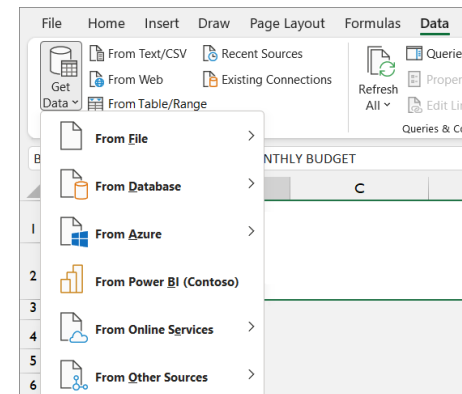
Stay connected

Need to work on the go and across different devices? Select **File > Account** to sign in and access your recently used files anywhere, on any device, through seamless integration between Office, OneDrive, and SharePoint.



Import data from anywhere

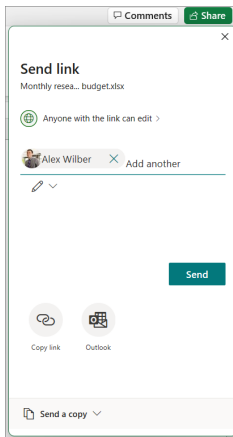
You can import data into Excel from a wide variety of data sources. Select **Data > Get Data** and choose where you would like to import data from.



Excel

Share your work with others

To invite others to view or edit your workbooks, select the **Share** button in the top right corner. Then, you can share a link or send invitations directly to specific people. If someone doesn't have Excel, they can use the free Excel for the Web app to edit and comment.



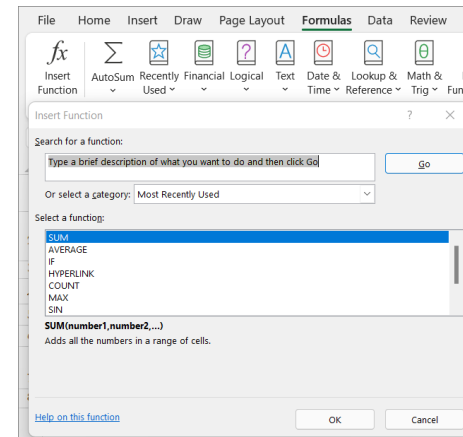
Manage data with Excel tables

You can choose to format any range of cells in your current workbook as an Excel table letting you analyze and manage a group of related data independently from the other rows and columns in your workbook.

PERSONNEL EXPENSES	ESTIMATED	ACTUAL	DIFFERENCE
Wages	9,500.00	9,600.00	(100.00)
Employee benefits	4,000.00	0.00	4,000.00
Commission	5,000.00	4,500.00	500.00
Total Personnel Expenses	18,500.00	14,100.00	4,400.00

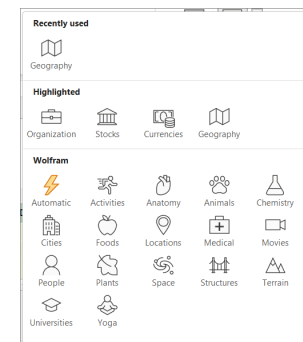
Insert functions

On the **Formulas** tab, select **Insert Function** to search for and insert functions, look up the correct syntax, and even get in-depth Help about how your selected functions work.



Do more with Linked Data

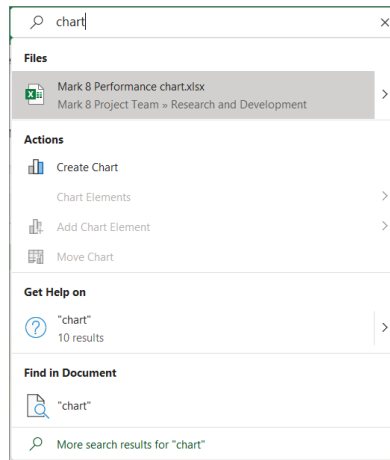
Find data on hundreds of subjects like cities, foods, animals, constellations, and more right in Excel. With linked data types, you gain access to a trusted database brimming with facts and data, templates to get things done, and more.



Excel

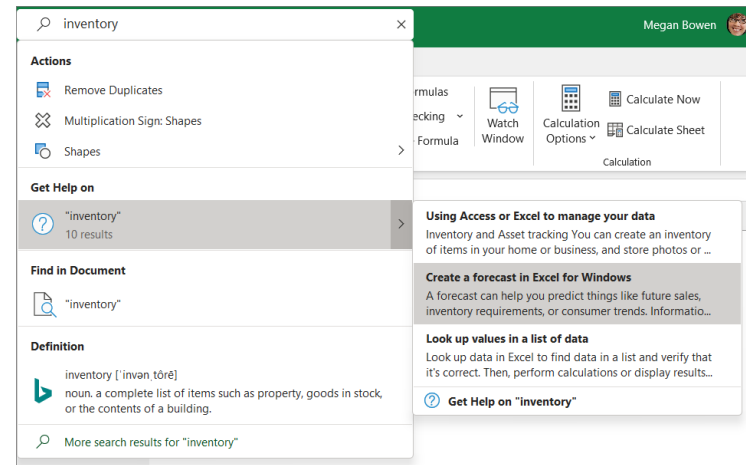
Find whatever you need

Type a keyword or phrase into the **Search** box to quickly find the Excel features and commands you're looking for, to discover **Help** content, or to get more information online.



Ask questions about your data

With **Analyze Data**, Excel empowers you to understand your data through natural language queries that allow you to ask questions about your data without having to write complicated formulas.



Get other Quick Start Guides

To download our free Quick Start Guides for your other favorite apps, go to <https://go.microsoft.com/fwlink/?linkid=2008317>.



Next steps with Excel

See what's new in Office

Explore the new and improved features in Excel and the other Office apps. Visit <https://go.microsoft.com/fwlink/?linkid=871117> for more information.

Get free training, tutorials, and videos for Office

Ready to dig deeper into the capabilities that Excel has to offer? Visit <https://go.microsoft.com/fwlink/?linkid=871123> to explore our free training options.

Send us your feedback

Love Excel? Got an idea for improvement to share with us? On the **File** menu, select **Feedback** and then follow the prompts to send your suggestions directly to the Excel product team. Thank you!